



# EFS151

## 3-WHEEL LI-ION COUNTERBALANCE FORKLIFT 1500KG

1500 kg 4500 mm 48 V Lead Acid/Li-ion



EFS151 features a compact design, perfect for light to medium duty applications in confined space with low ceilings, such as malls, underground parking garages, cargo lifts and old factories. This lithium powered truck is able to meet multi-shift working needs thanks to opportunity charging.


SPECIFICATION	REF	UNIT	VALUE
Battery type			Lead Acid/Li-ion
Battery nominal capacity K5		Ah	150
Battery voltage		V	48
Rated capacity	Q	kg	1500
Load centre distance	c	mm	500
Service weight		kg	2200
Height, mast lowered	h <sub>1</sub>	mm	1980
Lift	h <sub>3</sub>	mm	3000
Height, mast extended	h <sub>4</sub>	mm	4054
Overall length		mm	2717
Overall width	b <sub>1</sub> /b <sub>2</sub>	mm	1060
Length to face of forks	l <sub>2</sub>	mm	1797
Fork dimensions	s/e/l	mm	40×100×920
Turning radius		Wa	1535
Manufacturer			EP
Model designation			EFS151

# Features

---

## Ideal for space with low-ceilings

EFS151 demonstrates a compact design especially at the height (<2.0m) which makes it an ideal tool to perform the tasks in space with low ceilings such as malls, old factories, underground parking garage, cargo lifts and older warehouses -- even with a 3F4350 mast. This 3-wheel truck also features a small turning radius 1535mm and light weight 2200kg, offering great maneuverability in narrow aisles and mezzanines.



## Lithium technology with integrated charger

EFS151 adopts a maintenance-free 48V/150Ah Li-ion battery and 48V/50A internal charger, which delivers more charging convenience and increased uptime due to opportunity charging, better fitting in 24/7 operations.

A 48V/180Ah AGM version with a 48V/30A external charger is also available.

## Bluetooth preventive service app for maintenance efficiency

EFS151 guarantees a high level of maintenance efficiency with EP preventive service app that enables operators to connect the truck via bluetooth for parameter changes and monitoring as well as diagnostics trouble code reading without a handheld unit.



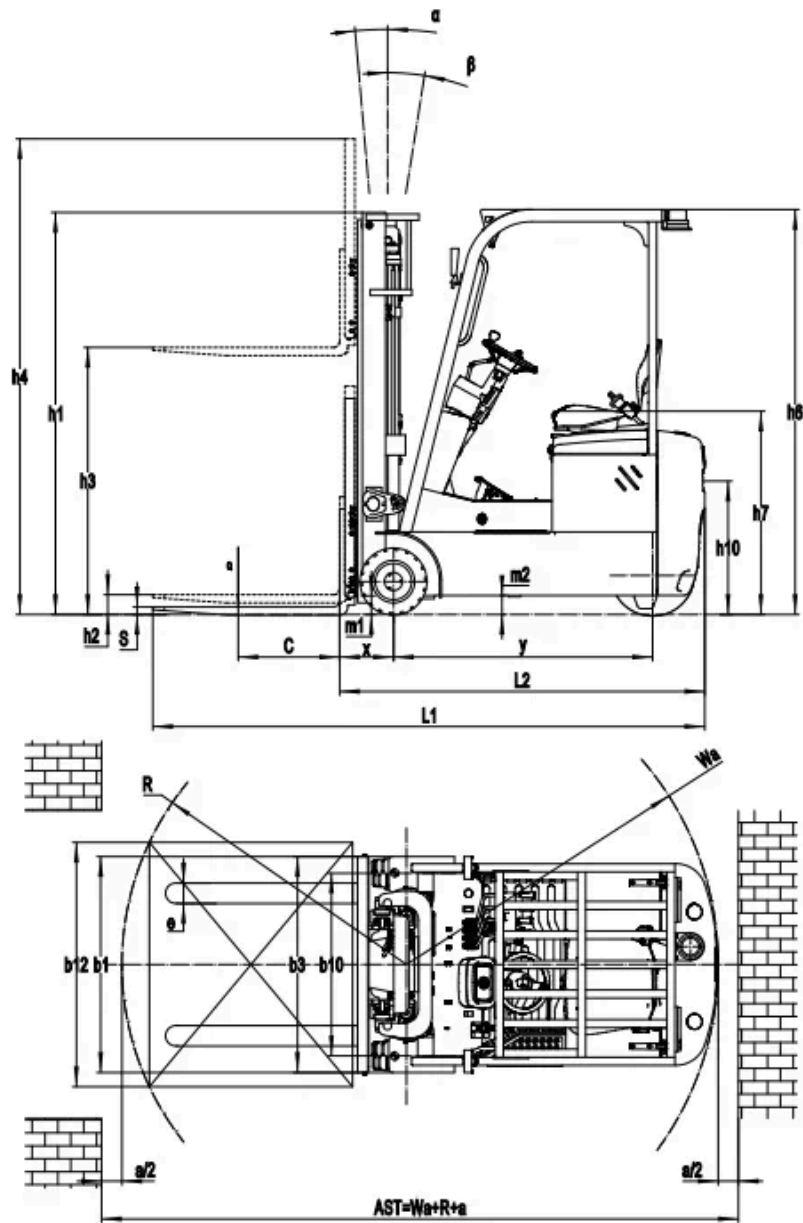
## Market-proven components

EFS151 adopts market-proven reliable components that encourage its long service life.

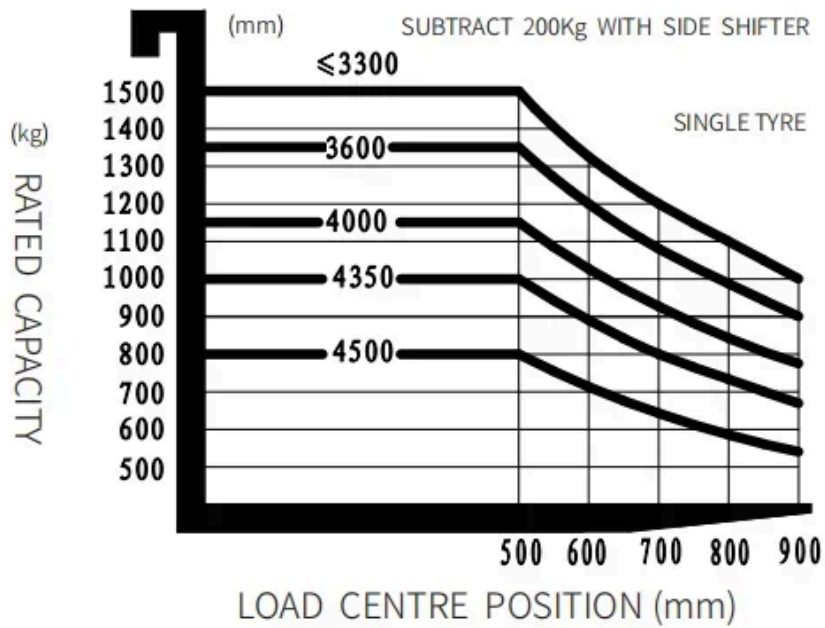
# VDI Chart

	SPECIFICATION	REF	UNIT	VALUE
1.1	Manufacturer			EP
1.2	Model designation			EFS151
1.3	Drive			Electric
1.4	Operator type			Seated
1.5	Rated capacity	Q	kg	1500
1.6	Load centre distance	c	mm	500
1.8	Load distance, centre of drive axle to fork		mm	265
1.9	Wheelbase		mm	1275
2.1	Service weight		kg	2200
2.2	Axle loading, laden front/rear		kg	3290/410
2.3	Axle loading, unladen front/rear		kg	890/1310
3.1	Tyres			Solid rubber
3.2	Tyre size, front		mm	330×145
3.3	Tyre size, rear		mm	16×6-8
3.5	Wheels, number front/rear (x=drive wheels)			2/1x
3.6	Tread width, front	b <sub>10</sub>	mm	905
4.0	Max lift height	H	mm	4500
4.1	Tilt of mast/fork carriage forward/backward		°	3/5
4.2	Height, mast lowered	h <sub>1</sub>	mm	1980
4.3	Free lift		mm	100
4.4	Lift	h <sub>3</sub>	mm	3000
4.5	Height, mast extended	h <sub>4</sub>	mm	4054
4.7	Height of overhead guard (cabin)		mm	1995
4.8	Seat height relating to SIP/stand height		mm	985
4.12	Coupling height		mm	660
4.19	Overall length		mm	2717
4.20	Length to face of forks	l <sub>2</sub>	mm	1797
4.21	Overall width	b <sub>1</sub> /b <sub>2</sub>	mm	1060
4.22	Fork dimensions	s/e/l	mm	40×100×920
4.23	Fork carriage ISO 2328, class/type A, B			2A
4.24	Fork carriage width		mm	1040
4.31	Ground clearance, laden, below mast		mm	90

SPECIFICATION	REF	UNIT	VALUE
4.32	Ground clearance, centre of wheelbase	mm	78
4.34.1	Aisle width for pallets 1000×1200 crossways	Ast	3200
4.34.2	Aisle width for pallets 800 × 1200 crossways	Ast	3000
4.35	Turning radius	Wa	1535
5.1	Travel speed, laden/unladen	km/h	8/9
5.2	Lift speed, laden/unladen	m/s	0.25/0.3
5.3	Lowering speed, laden/unladen	m/s	0.44/0.425
5.8	Max. gradeability, laden/unladen	%	10/12
5.10	Service brake		Hydraulic
5.11	Parking brake		Mechanical
6.1	Drive motor rating S2 60 min	kW	6
6.2	Lift motor rating at S3 15%	kW	5.5
6.4	Battery nominal capacity K5	Ah	150
6.4	Battery voltage	V	48
6.4.1	Battery type		Lead Acid/Li-ion
8.1	Type of drive unit		AC
10.5	Steering design		Hydraulic
10.7	Sound pressure level at the driver's seat	dB(A)	70



## RATED CAPACITIES AND LOAD CENTERES GRAPH



## Mast Options

MAST TYPE	LIFT HEIGHT (H3, MM)	MAST LOWERED HEIGHT (H1, MM)	MAST EXTENDED HEIGHT, NO BACKREST (H4, MM)	MAST EXTENDED HEIGHT, WITH BACKREST (H4, MM)	FREE LIFT HEIGHT, NO BACKREST (H2, MM)	FREE LIFT HEIGHT, WITH BACKREST (H2, MM)
2-Standard Mast	2500	1730	3046	3554	100	100
2-Standard Mast	2700	1830	3246	3754	100	100
2-Standard Mast	3000	1980	3546	4054	100	100
2-Standard Mast	3300	2130	3846	4354	100	100
2-Standard Mast	3600	2280	4146	4654	100	100
2-Free Mast	3000	2010	3546	4054	1494	986
2-Free Mast	3300	2160	3846	4354	1644	1136
2-Free Mast	3600	2310	4146	4654	1794	1286
3-Free Mast	4000	1830	4546	5054	1314	806
3-Free Mast	4350	1980	4896	5404	1464	956
3-Free Mast	4500	2030	5046	5554	1514	1006

# Options

ITEM	OPTIONS (optional items marked in yellow)
Fork dimension	100*40*920   100*40*1070   100*40*1100   100*40*1150   100*40*1220   100*40*1370   100*40*1520
Fork carriage width option	1068mm   Yes and can be customized
Fork carriage height option	1028mm   Yes and can be customized
Front wheel material	Solid
Rear wheel material	Solid
Battery capacity	48V150AH(Li-ion)   48V180AH(AGM)
Charger	48V50A internal(Li-ion)   48V30A internal (Li-ion)   48V30A external(AGM)
Battery display indicator (BDI)	With hourmeter
Seat type	Regular   Premium
Attachments	No   Built-in sideshifter   External shifter   Sideshift fork positioner
Traction pin	Yes
Front lamp	LED
Rear lamp	No   LED
Warning lamp	YES
Blue lamp	No   2 front   1 rear   2 front + 1 rear
Area warning lamp	No   Red, 1 left + 1 right
Rearview mirror	One Rearview mirror   Two Rearview mirrors
Buzzer	YES
OPS system	No   Yes and not customized
Telematics	No   Yes and not customized